

From: Sarah Kinahan
Sent: Wednesday, June 07, 2017 12:38 PM
To: Baylands
Subject: Information on the Need for Child Care

Hello,

I am writing as the co-chair for the Facilities Committee for the Child Care Partnership Council, San Mateo County's planning body for child care and preschool. We have just learned that community groups will be presenting information relevant to the Baylands development at tonight's City Council meeting.

We would like to submit the attached needs assessment profile that details the shortage of early learning facilities in the City of Brisbane. The profile was prepared by Brion Economics as part of a countywide early learning facilities needs assessment. All of the report documents can be found at www.smcoe.org/elfnar.

Brion Economics found that the City of Brisbane only has licensed child care available for an estimated 21% of the children ages 0 to 4 years old needing child care or preschool. The supply gap estimated for 2025 does not include any demand generated by working families living in the new Baylands development. An addition of new working families would further strain the existing child care supply.

We strongly urge the City to consider requiring the inclusion of an early learning facility in the new development project.

Please feel free to contact me if we can provide any further resources or information about including child care in new developments. We are also available to provide a presentation to the City Council on the Early Learning Facility Needs Assessment.

Sincerely,
Sarah Kinahan

--

650.776.4534
sarah.j.kinahan@gmail.com



Brion Economics INC.

CITY OF BRISBANE PROFILE

Child Care Supply and Demand Summary– 2015 and 2025

Prepared for:
San Mateo County Human Services Agency
with
First 5 San Mateo County
and
Child Care Partnership Council of San Mateo County

Prepared by
Brion Economics, Inc.

June 2016

CITY OF BRISBANE CHILD CARE SUMMARY

Brion Economics, Inc. has been retained by the Human Services Agency of San Mateo County, in partnership with First 5 of San Mateo County and Child Care Partnership Council of San Mateo County, to conduct a countywide study of child care facilities needs for children ages 0 to 4 years old. This summary presents one part of the study effort that is identifying the current and future need for child care facilities by city, or what we call supply and demand analysis.¹

DEMOGRAPHICS

City of Brisbane	2015	2025	Net Change
Total Population	4,400	4,600	200
Total Employees	7,320	7,790	470
Total Children 0 to 4 Years Old	292	305	13
Children Under 2 Years Old	125	131	6
Children 2 to 4 Years Old	166	174	8
Children 0 to 4 as % of Total Population	6.6%	6.6%	6.6%

CHILD CARE SUPPLY AND DEMAND AS OF 2015

- **Child Care Facilities/Providers:** 2 with 1 Family Child Care Home and 1 Child Care Center

- **2015 Estimated Supply**

Age of Children	FCCH Spaces	Center Spaces	# of Spaces	% of Supply
Under 2 Years Old	4	-	4	6%
2 to 4 Years Old	5	64	69	94%
Total Supply	9	64	73	100%

- **2015 Estimated Demand for Licensed Spaces**

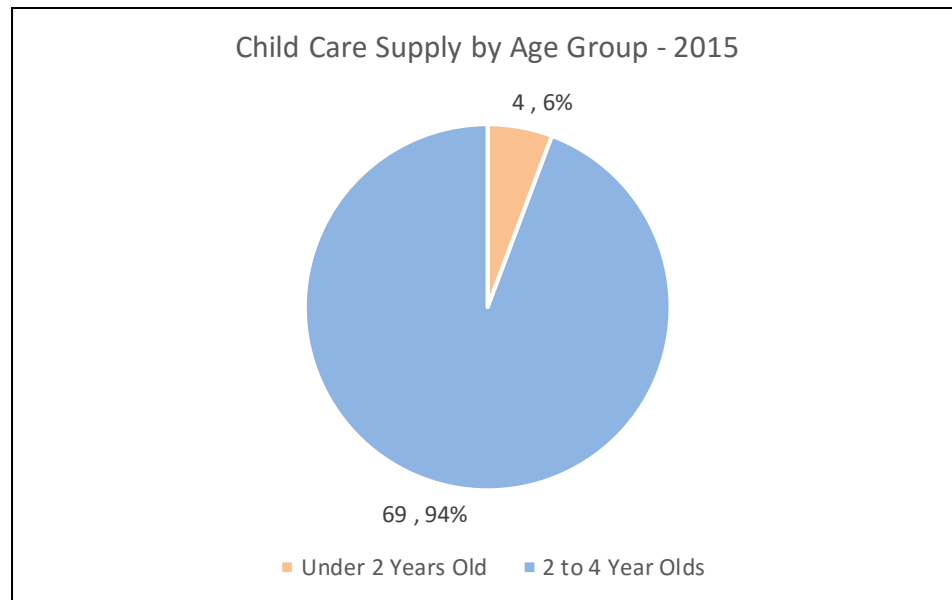
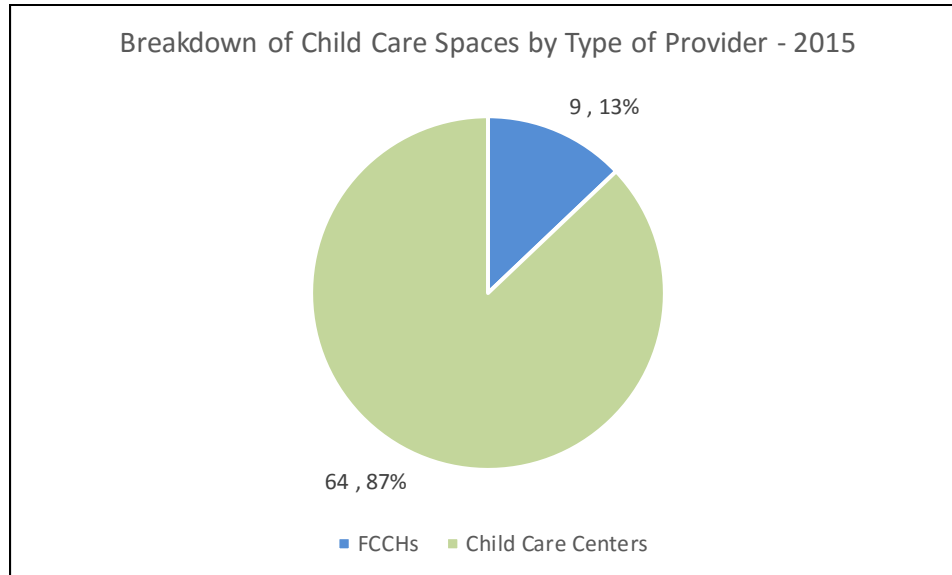
Age of Children	# of Spaces Needed	% of Demand
Under 2 Years Old	98	30%
2 to 4 Years Old	231	70%
Total Demand	329	100%

- **2025 Estimated Demand for Licensed Spaces**

Age of Children	# of Spaces Needed	% of Demand
Under 2 Years Old	103	30%
2 to 4 Years Old	243	70%
Total Demand	346	100%

¹ Note: Totals may be off slightly due to rounding.

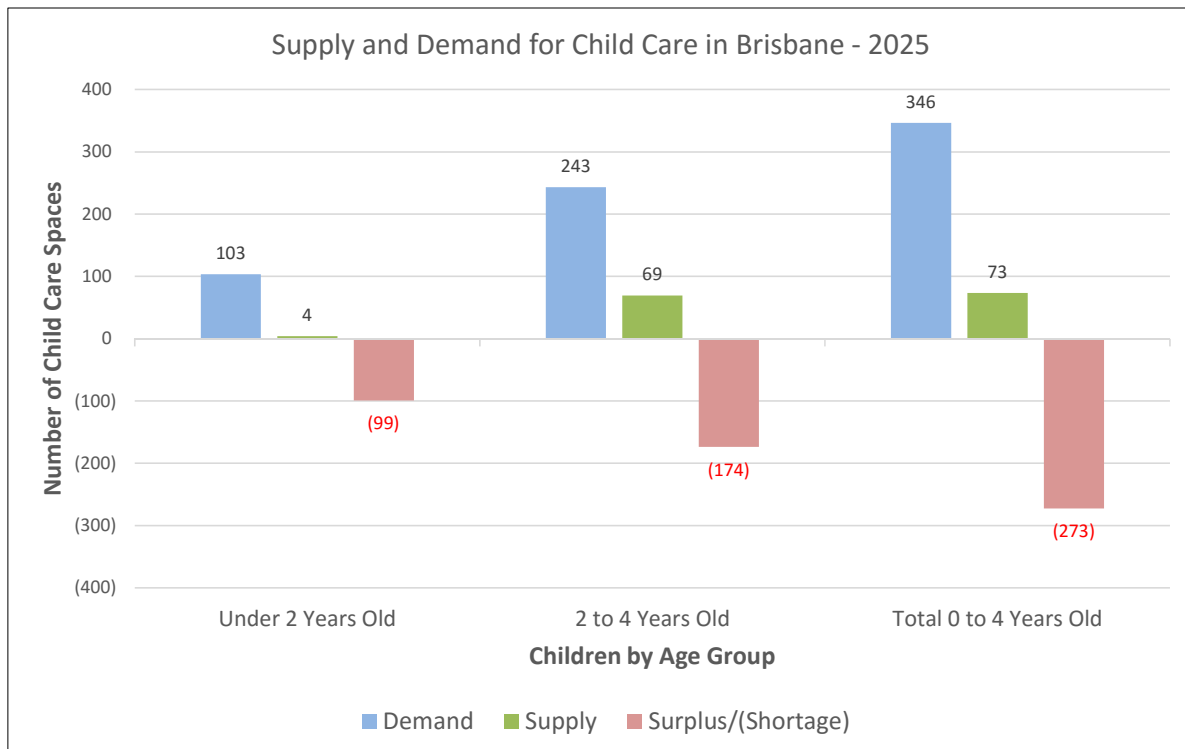
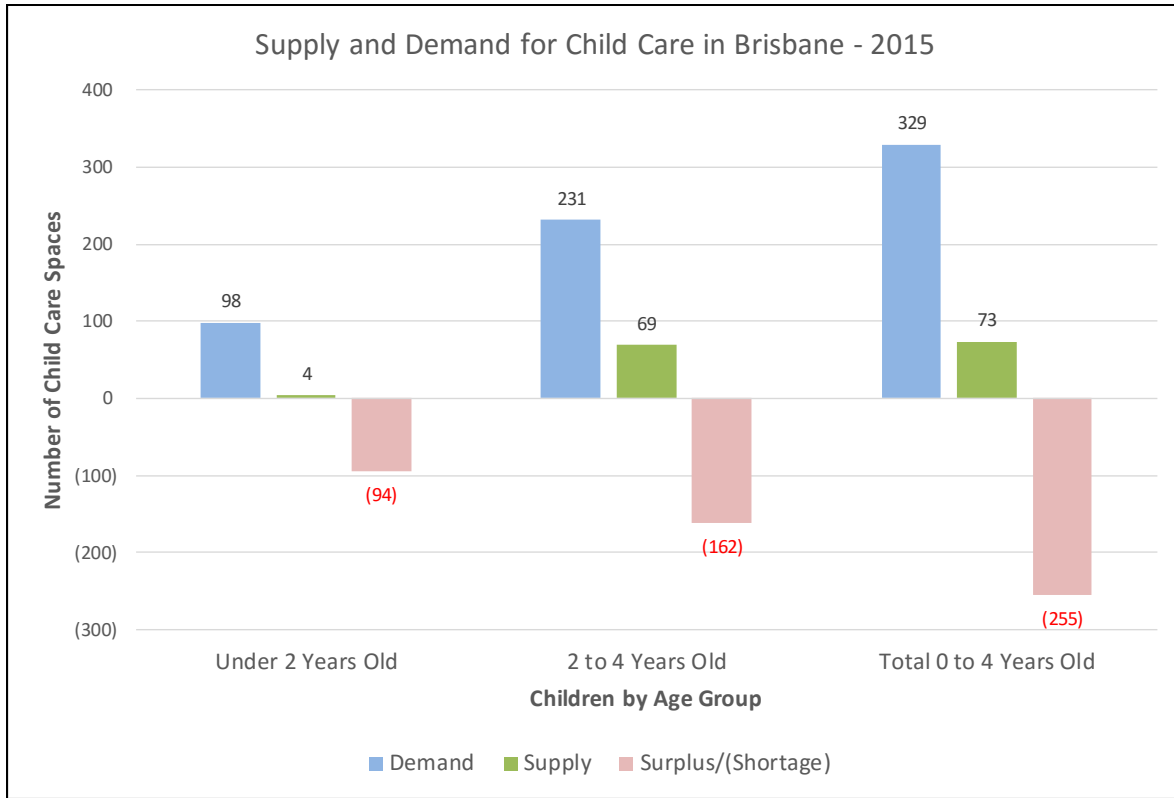
▪ **Distribution of Existing Supply:**



▪ **Estimated Shortage of Child Care Spaces at 2015 and 2025**

Age of Children	Shortage of Spaces - 2015	% of Demand Met - 2015	Shortage of Spaces - 2025	% of Demand Met - 2025
Under 2 Years Old	(94)	4%	(99)	4%
2 to 4 Years Old	(162)	30%	(174)	29%
Total (Shortage)/Surplus	(255)	22%	(273)	21%

▪ **Summary of Results:** Brisbane supply and demand for child care by age in 2015 and at 2025



SUMMARY OF METHODOLOGY

- Total population figures are based on ABAG's *Projections 2013* for 2015 and 2025. Population data from the 2010 U.S. Census is used to estimate children by age.
- In calculating demand for child care for infants (under two years old), labor force participation rates are applied to the total number of infants. Of those infants with working parents, it is assumed that 37% require licensed child care.
- For children ages two to four years old, labor force participation rates are applied only to two year olds, and it is assumed that 75% of two year olds with working parents require licensed care.
- For children ages three and four years old, it is assumed that 100% require licensed care. This is in support of universal preschool policies adopted in the County. Labor force participation rates and demand factors are not applied to three and four year olds so they are all included.
- Employee demand for child care is also included in this analysis. Using the U.S. Census Journey-to-Work data (2006-2008 and 2006-2010), the number of employees that work in each city/area and reside outside of San Mateo County is calculated. It is assumed that 3.0% of these employees commuting from outside the county require child care in the city/area where they work. This total demand is split 40% for infant spaces and 60% for preschool spaces, based on the overall breakdown of infants and preschool age children in San Mateo County.